



# Mayor & City Council

## Workshop Session

~ Agenda ~

City of College Park  
3667 Main Street  
College Park, GA 30337

<http://www.collegeparkga.com>  
404-669-3756 (Main)

Experience College Park  
Georgia's Global City

---


**Monday, November 2, 2020**

**6:00 PM**

**Council Chambers**

---

1. First quarter of Fiscal Year 2020-2021 budget and financial review and related considerations. See memorandum dated October 29, 2020 from City Manager Terrence R. Moore and Director of Finance & Accounting Althea Philord-Bradley. Also, see attached supporting documentation.
2. Discussion of current City of College Park Ordinance 2019-07 governing usage of parks and pavilions to include consideration of usage by non-residents. See memorandum dated October 28, 2020 from Director of Recreation & Cultural Arts Michelle Johnson.
3. Update on the status of lighting conditions for park and athletic facilities and recommendations for improvements. See memorandum dated October 28, 2020 from Director of Recreation & Cultural Arts Michelle Johnson. Also, see attached supporting documentation.



# CITY OF COLLEGE PARK

P.O. BOX 87137 · COLLEGE PARK, GA 30337 · 404.767.1537

## WORKSHOP AGENDA ITEM

DOC ID: 8425

**DATE:** October 29, 2020

**TO:** The Honorable Mayor and Members of City Council

**FROM:** Terrence Moore, City Manager

**RE:** First Quarter Budget & Financial Review and Related Considerations

With transaction reconciliations and other budget, finance and accounting activities currently underway to finalize such for the first quarter of Fiscal Year 2020-2021, please be advised that processes to this effect also include issuance of a comprehensive update relative to revenue and expenditure forecast for all funds. You will recall commitments being made as noted during the current fiscal year proposed budget process, considering adverse economic impacts resulting from the coronavirus pandemic. Both Director of Finance and Accounting Althea Philord-Bradley and I therefore consulted with External Financial Advisor Ed Wall to begin providing aggregate data necessary to offer a presentation respectively. As referenced in the attached documents, our focus will therefore involve a comparative analysis of the previous fiscal year revenue and expense outcomes, so as to compare such with current fiscal year trends to date.

### ATTACHMENTS:

- FY2020-21 First Quarter Budget & Financial Review (PDF)

### Review:

- Terrence R. Moore Completed 10/27/2020 5:17 PM
- Rosyline Robinson Completed 10/27/2020 5:22 PM
- Althea Philord-Bradley Completed 10/28/2020 1:34 PM
- Terrence R. Moore Completed 10/28/2020 1:41 PM
- Mayor & City Council Pending 11/02/2020 6:00 PM

CITY OF COLLEGE PARK, GEORGIA  
GENERAL FUND

Years Ended June 30 (Audited)	Projected		Budget		Actual		Actual vs Budget	
	2020	2021	1Q (25%)	1Q	1Q	1Q		
<b>REVENUES</b>								
Taxes								
Licenses and permits								
Intergovernmental revenues								
Fines and forfeitures								
Charges for services								
Interest Income								
Other								
Total revenue	\$ -	\$ -	\$ -	\$ -	\$ -	\$ -		
<b>EXPENDITURES</b>								
Current:								
General Government								
Police								
Fire								
Recreation								
Inspection								
Engineering								
Building and Grounds								
Parks								
Highways and streets								
Housing and development								
Debt service:								
Principal								
Interest								
Total expenditures	-	-	-	-	-	-		
Excess (Deficiency) of revenues Over Expenditures	(Under)							
<b>OTHER FINANCING SOURCES (USES)</b>								
Proceeds from sale of capital assets								
Proceeds from issuance of bonds								
Transfers in								
Transfers out								
Total Other Financing Sources (Uses)								
Net change in fund balances								
<b>FUND BALANCES, beginning of fiscal year, as restated</b>								
<b>FUND BALANCES, end of fiscal year</b>								

**CITY OF COLLEGE PARK, GEORGIA  
ELECTRIC FUND**

Years Ended June 30 (Audited)	Projected		Budget	Actual	Actual vs. Budget
	2020	2021	1Q (25%)	1Q	1Q
<b>OPERATING REVENUES</b>					
Sales	-	-	-	-	-
Other	-	-	-	-	-
Total operating revenue	\$ -	\$ -	\$ -	\$ -	\$ -
<b>OPERATING EXPENSES</b>					
Cost of sales - purchases	-	-	-	-	-
Personal services	-	-	-	-	-
Depreciation	-	-	-	-	-
Other operating expenses	-	-	-	-	-
Total operating expenses	-	-	-	-	-
Operating income (loss)	-	-	-	-	-
<b>NONOPERATING REVENUES (EXPENSES)</b>					
Gain on sale of capital assets	-	-	-	-	-
Capital	-	-	-	-	-
Interest Income	-	-	-	-	-
Interest Expense & Fiscal Charges	-	-	-	-	-
Total nonoperating revenue (expenses)	-	-	-	-	-
Income (loss) before capital contributions and transfers	-	-	-	-	-
Capital contributions	-	-	-	-	-
Transfers in	-	-	-	-	-
Transfers out	-	-	-	-	-
Change in net assets	-	-	-	-	-
<b>Total net position (deficits), beginning of fiscal year</b>	\$ -	\$ -	\$ -	\$ -	\$ -
<b>Total net position (deficits), end of fiscal year</b>	\$ -	\$ -	\$ -	\$ -	\$ -

CITY OF COLLEGE PARK, GEORGIA  
WATER & SEWER FUND

Years Ended June 30 (Audited)	Projected	Projected	Budget	Actual	Actual vs. Budget
	2020	2021	1Q (25%)	1Q	1Q
<b>OPERATING REVENUES</b>					
Sales	-	-	-	-	-
Other	-	-	-	-	-
Total operating revenue	\$ -	\$ -	\$ -	\$ -	\$ -
<b>OPERATING EXPENSES</b>					
Cost of sales - purchases	-	-	-	-	-
Personal services	-	-	-	-	-
Depreciation	-	-	-	-	-
Other operating expenses	-	-	-	-	-
Total operating expenses	-	-	-	-	-
Operating Income (loss)	\$ -	\$ -	\$ -	\$ -	\$ -
<b>NONOPERATING REVENUES (EXPENSES)</b>					
Gain on sale of capital assets	-	-	-	-	-
Capital	-	-	-	-	-
Interest Income	-	-	-	-	-
Interest Expense & Fiscal Charges	-	-	-	-	-
Total nonoperating revenue (expenses)	-	-	-	-	-
Income (loss) before capital contributions and transfers	-	-	-	-	-
Capital contributions	-	-	-	-	-
Transfers in	-	-	-	-	-
Transfers out	-	-	-	-	-
Change in net assets	-	-	-	-	-
<b>Total net position (deficits), beginning of fiscal year</b>	-	-	-	-	-
<b>Total net position (deficits), end of fiscal year</b>	\$ -	\$ -	\$ -	\$ -	\$ -

The accompanying notes to the financial statements are an integral part of this statement

CITY OF COLLEGE PARK, GEORGIA  
CONVENTION CENTER FUND

Years Ended June 30 (Audited)

Projected 2020      Projected 2021      Budget 1Q (25%)

**OPERATING REVENUES**

Sales  
Rentals and commissions  
Other

Total operating revenue

**OPERATING EXPENSES**

Cost of sales - purchases  
Personal services  
Depreciation  
Other operating expenses  
Total operating expenses

Operating Income (loss)

**NONOPERATING REVENUES (EXPENSES)**

Amortization of deferred loss on refunded debt and premiums/discounts on debt issued  
Gain on sale of capital assets  
Capital

Interest Income  
Bond issuance costs  
Interest Expense & Fiscal Charges  
Total nonoperating revenue (expenses)

Income (loss) before capital contributions and transfers

Capital contributions

Transfers in  
Transfers out

Change in net assets

Total net position (deficits), beginning of fiscal year, as restated

Total net position (deficits), end of fiscal year

No cash

Fund owes other funds \$1,950,917  
General Fund \$1,835,191  
Water and Sewer Fund \$36,528  
Electric Fund \$79,198

Transfers:

From Electric Fund  
From Nonmajor funds  
From Hotel/Motel Tax Fund  
Total Transfers

	Projected 2020	Projected 2021	Budget 1Q (25%)
<b>OPERATING REVENUES</b>			
Sales	-	-	-
Rentals and commissions	-	-	-
Other	-	-	-
Total operating revenue	-	-	-
<b>OPERATING EXPENSES</b>			
Cost of sales - purchases	-	-	-
Personal services	-	-	-
Depreciation	-	-	-
Other operating expenses	-	-	-
Total operating expenses	-	-	-
Operating Income (loss)	\$ -	\$ -	\$ -
<b>NONOPERATING REVENUES (EXPENSES)</b>			
Amortization of deferred loss on refunded debt and premiums/discounts on debt issued	-	-	-
Gain on sale of capital assets	-	-	-
Capital	-	-	-
Interest Income	-	-	-
Bond issuance costs	-	-	-
Interest Expense & Fiscal Charges	-	-	-
Total nonoperating revenue (expenses)	-	-	-
Income (loss) before capital contributions and transfers	-	-	-
Capital contributions	-	-	-
Transfers in	-	-	-
Transfers out	-	-	-
Change in net assets	-	-	-
Total net position (deficits), beginning of fiscal year, as restated	\$ -	\$ -	\$ -
Total net position (deficits), end of fiscal year	\$ -	\$ -	\$ -

CITY OF COLLEGE PARK, GEORGIA  
REDEVELOPMENT AUTHORITY FUND

	Years Ended June 30 (Audited)		Projected		Budget	Actual
	2020	2021	2020	2021	1Q (25%)	1Q
<b>OPERATING REVENUES</b>						
Rentals and commissions	-	-	-	-	-	-
Other	-	-	-	-	-	-
Total operating revenue	\$ -	\$ -	\$ -	\$ -	\$ -	\$ -
<b>OPERATING EXPENSES</b>						
Depreciation	-	-	-	-	-	-
Other operating expenses	-	-	-	-	-	-
Total operating expenses	-	-	-	-	-	-
Operating income (loss)	\$ -	\$ -	\$ -	\$ -	\$ -	\$ -
<b>NONOPERATING REVENUES (EXPENSES)</b>						
Amortization of deferred loss on refunded debt and	-	-	-	-	-	-
Gain on sale of capital assets	-	-	-	-	-	-
Capital Outlay (Land Purchase)	-	-	-	-	-	-
Interest Income	-	-	-	-	-	-
Bond issuance costs	-	-	-	-	-	-
Interest Expense & Fiscal Charges	-	-	-	-	-	-
Total nonoperating revenue (expenses)	-	-	-	-	-	-
Income (loss) before capital contributions and transfers	-	-	-	-	-	-
Capital contributions	-	-	-	-	-	-
Transfers in	-	-	-	-	-	-
Transfers out	-	-	-	-	-	-
Change in net assets	-	-	-	-	-	-
<b>Total net position (deficits), beginning of fiscal year</b>						
	-	-	-	-	-	-
<b>Total net position (deficits), end of fiscal year</b>						
	-	-	-	-	-	-
No cash						
Fund owes other funds \$11,219,061						
Electric Fund 7,235,919						
Arena Fund 3,983,142						
Transfers:						
From Electric Fund	-	-	-	-	-	-
From Car Rental Fund	-	-	-	-	-	-
To Arena Fund	-	-	-	-	-	-

The accompanying notes to the financial statements are an integral part of this statement

**CITY OF COLLEGE PARK, GEORGIA**  
**HOTEL/MOTEL TAX FUND**

Years Ended June 30 (Audited)	Projected 2020	Projected 2021	Budget 1Q (25%)	Actual 1Q	Actual vs. Budget 1Q
<b>REVENUES</b>					
Taxes:					
Property	-	-	-	-	-
Occupancy	-	-	-	-	-
Interest Income	-	-	-	-	-
Other	-	-	-	-	-
Total revenue	\$ -	\$ -	\$ -	\$ -	-
<b>EXPENDITURES</b>					
Current:					
General Government	-	-	-	-	-
Total expenditures	-	-	-	-	-
Excess (Deficiency) of revenues Over (Under) Expenditures	-	-	-	-	-
<b>OTHER FINANCING SOURCES (USES)</b>					
Transfers in	-	-	-	-	-
Transfers out	-	-	-	-	-
Total Other Financing Sources (Uses)	-	-	-	-	-
Net change in fund balances	-	-	-	-	-
<b>FUND BALANCES, beginning of fiscal year</b>	-	-	\$ -	-	-
<b>FUND BALANCES, end of fiscal year</b>	\$ -	\$ -	\$ -	\$ -	-

The accompanying notes to the financial statements are an integral part of this statement



**CITY OF COLLEGE PARK, GEORGIA  
CAR RENTAL TAX FUND**

Years Ended June 30 (Audited)	Projected		Budget	Actual	Actual vs. Budget
	2020	2021	1Q (25%)	1Q	1Q
<b>REVENUES</b>					
Taxes:	-	-	-	-	-
Interest Income	-	-	-	-	-
Other	-	-	-	-	-
Total revenue	-	-	-	-	-
<b>EXPENDITURES</b>					
Current:	-	-	-	-	-
Police	-	-	-	-	-
Capital outlay	-	-	-	-	-
Debt service:	-	-	-	-	-
Principal	-	-	-	-	-
Interest	-	-	-	-	-
Total expenditures	-	-	-	-	-
Excess (Deficiency) of revenues Over (Under) Expenditures	-	-	-	-	-
<b>OTHER FINANCING SOURCES (USES)</b>					
Transfers in	-	-	-	-	-
Transfers out	-	-	-	-	-
Total Other Financing Sources (Uses)	-	-	-	-	-
Net change in fund balances	-	-	-	-	-
<b>FUND BALANCES, beginning of fiscal year, as restated</b>					
<b>FUND BALANCES, end of fiscal year</b>					
Adjustments for Real Cash:	-	-	-	-	-
Due From Other Funds	-	-	-	-	-
Prepaid Items	-	-	-	-	-
Inventories	-	-	-	-	-
Real Cash	-	-	-	-	-

The accompanying notes to the financial statements are an integral part of this statement

Transfers Out:  
 General Fund  
 Redevelopment Authority Fund (BIDA)  
 Arena

**CITY OF COLLEGE PARK, GEORGIA**  
**ARENA FUND**

Years Ended June 30 (Audited)	Projected	Projected	Budget
	2020	2021	1Q (25%)
<b>REVENUES</b>			
Sales Food & Beverage			
Intergovernmental revenues			
Fines and forfeitures			
Charges for services			
Security Revenue			
Parking Rental			
Meeting Rooms			
Equipment Rental			
Electrical Rental			
Telecommunications Rental			
Audio/Visual Commissions			
Misc Income			
Interest Income			
Total revenue	-	-	-
<b>EXPENDITURES</b>			
Current:			
Capital Outlay			
Debt service:			
Principal and Interest	-	-	-
Total expenditures	-	-	-
Excess (Deficiency) of revenues Over Expenditures	(Under)	-	-
<b>OTHER FINANCING SOURCES (USES)</b>			
Transfers in (Redevelopment Fund)			
Transfers in (Hotel/Motel Tax Fund)	-	-	-
Transfers in (Car Rental Fund)			
Debt Proceeds			
Transfers out			
Total Other Financing Sources (Uses)	-	-	-
Net change in fund balances	-	-	-
<b>FUND BALANCES, beginning of fiscal year, as restated</b>	-	-	-
<b>FUND BALANCES, end of fiscal year</b>	-	-	-

The accompanying notes to the financial statements are an integral part of this statement

CITY OF COLLEGE PARK, GEORGIA  
SANITATION FUND

Years Ended June 30 (Audited)	Projected 2020	Projected 2021	Budget 1Q (25%)	Actual 1Q	Actual vs. Budget 1Q
<b>OPERATING REVENUES</b>					
Charges for services	-	-	-	-	\$ -
Other	-	-	-	-	-
Total operating revenue	\$ -	\$ -	\$ -	\$ -	\$ -
<b>OPERATING EXPENSES</b>					
Cost of sales - purchases	-	-	-	-	-
Personal services	-	-	-	-	-
Depreciation	-	-	-	-	-
Other operating expenses	-	-	-	-	-
Total operating expenses	-	-	-	-	-
Operating income (loss)	\$ -	\$ -	\$ -	\$ -	\$ -
<b>NONOPERATING REVENUES (EXPENSES)</b>					
Gain on sale of capital assets	-	-	-	-	-
Capital	-	-	-	-	-
Interest Income	-	-	-	-	-
Interest Expense & Fiscal Charges	-	-	-	-	-
Total nonoperating revenue (expenses)	-	-	-	-	-
Income (loss) before capital contributions and transfers	-	-	-	-	-
Capital contributions	-	-	-	-	-
Transfers in	-	-	-	-	-
Transfers out	-	-	-	-	-
Change in net assets	-	-	-	-	-
<b>Total net position (deficits), beginning of fiscal year</b>	-	-	-	-	-
<b>Total net position (deficits), end of fiscal year</b>	\$ -	\$ -	\$ -	\$ -	\$ -

The accompanying notes to the financial statements are an integral part of this statement



# CITY OF COLLEGE PARK

P.O. BOX 87137 · COLLEGE PARK, GA 30337 · 404.767.1537

## WORKSHOP AGENDA ITEM

DOC ID: 8435

**DATE:** October 28, 2020

**TO:** The Honorable Mayor and Members of City Council

**THROUGH:** Terrence R. Moore, City Manager

**FROM:** Michelle Johnson, Director of Recreation & Cultural Arts

**RE:** Discussion of Current City of College Park Ordinance 2019-07

The College Park Recreation & Cultural Arts Department oversees the park usage and pavilion rentals in accordance with the Use of Park's City Ordinance 2019-07. Discussion to review current ordinance for usage of the parks and pavilions to include consideration of usage of non-residents.

The Cities parks are beautiful and offer the opportunity for people to get out and enjoy our nature and our park amenities. The Recreation & Cultural Arts Department receives many inquiries to use our facilities daily in which the renter may not live within the city limits. Inquiries come from neighboring residents from surrounding cities such as City of Hapeville, East Point and South Fulton. Due to COVID-19 there has been an increase interest to get out and enjoy outside.

With the current ordinance Section 13-6 (b) it is unlawful for any person who is not an employee, officer, or agent of the City or a resident of the City to be in any public park or public recreation grounds of the City except under the following:

1. Such person is engaged in activities specifically authorized in writing by the Department of Recreation & Cultural Arts or the Mayor and Council.
2. Such person is accompanied by at least one (1) employee or resident of the City, provided that no two (2) or more such persons may be accompanied by the same employee or resident.
3. Where the general public is invited to an event through an advertisement placed by the City with a newspaper, magazine, radio station, or television station, or through signs erected by the City that do not state the event is limited to City residents and /or employee; or
4. Such person is attending an Organized Event previously approved in writing by the Department of Recreation & Cultural Arts, in which case the requirement of subsection (2) above shall apply.

The Recreation & Cultural Arts Department is seeking discussion of the current ordinance to include opening the parks to all who wish to enjoy and appreciate our parks and pavilion with the recommendation of a non-residence fee for those that are not citizens. Approval for ordinance change will allow everyone to enjoy and appreciate our parks while creating revenue and bringing visitors to our great City while possibly supporting our local businesses in College Park. The Recreation & Cultural Arts Department we continue to offer service to the City residents for usage at a minimal fee and add service to non-residents with a different fee. The department would continue the park and pavilion vetting process to reserve areas in the park to both resident and non-residents.

Due to the City receiving numerous Federal funds is it legal to prohibit various groups of individuals from utilizing federally funded parks.

**Review:**

- Michelle Johnson      Completed      10/28/2020 2:55 PM
- Rosyline Robinson      Completed      10/28/2020 2:56 PM
- City Attorney's Office Completed      10/28/2020 3:26 PM
- Terrence R. Moore      Completed      10/29/2020 2:53 PM
- Mayor & City Council      Pending      11/02/2020 6:00 PM



# CITY OF COLLEGE PARK

P.O. BOX 87137 · COLLEGE PARK, GA 30337 · 404.767.1537

## WORKSHOP AGENDA ITEM

DOC ID: 8367

**DATE:** October 28, 2020

**TO:** The Honorable Mayor and Members of City Council

**THROUGH:** Terrence R. Moore, City Manager

**FROM:** Michelle Johnson, Director of Recreation & Cultural Arts

**RE:** Park Light Improvement Consideration for Parks

**PURPOSE:** To update status on the lighting for the parks and athletic fields.

**REASON:** To give update on lighting conditions for park and athletic facilities in Recreation to leadership from both Recreation and Cultural Arts and Power Department for recommendations for maintenance for Barrett Park tennis courts, Bill Evans Field, Phillips and Zupp Park.

**RECOMMENDATION:** To begin lighting improvements with recommending to replace the lights at Barrett Park tennis court.

**BACKGROUND:** The light bulbs have been replaced time and time again and the current lighting system is out dated and not working at all. The recommendation is to replace with new lights with LED from preferred sports lighting vendor, Torrence Lighting, to improve the quality of life for our College Park Citizens while using he tennis courts.

**COST TO CITY:** Approximately \$32,000 for lighting for 2 tennis courts at Barrett Park to replace and update lighting with additional cost for electrical and rental of equipment for installation work.

**BUDGETED ITEM:** No

**REVENUE TO CITY:** Park and Pavilion Reservation revenue yearly.

**CITY COUNCIL HEARING DATE:** November 2, 2020

**CONSIDERATION BY OTHER GOVERNMENT ENTITIES:**

**AFFECTED AGENCIES:** Parks and Recreation

**RELATIONSHIP TO EXISTING ORDINANCE OR RESOLUTION:** None

**REQUIRED CHANGES TO WORK PROGRAMS:** None**STAFF:** None**ATTACHMENTS:**

- Est\_6846\_from\_Torrence\_Sports\_Lighting\_Inc.\_9716 (PDF)
- LSI-CourtBlade-Sports-Lighting (PDF)
- Torrance light picture (PDF)

**Review:**

- Michelle Johnson      Completed      10/27/2020 10:30 AM
- Hugh Richardson      Completed      10/27/2020 10:34 AM
- Rosyline Robinson      Completed      10/27/2020 5:23 PM
- Terrence R. Moore      Completed      10/28/2020 1:45 PM
- Mayor & City Council      Pending      11/02/2020 6:00 PM

**Torrence Sports Lighting, Inc.**

P.O. Box 410129  
Charlotte, NC 28241



**Quote**

Date	Quote #
11/21/2019	6846

Name / Address
City of College Park Attn: Hugh Richardson 3667 Main Street College Park, GA 30337

Rep	Project
MT	Barrett Park Tennis Courts

Qty	Description	Total
	Job Name: Barrett Park Tennis Courts Bill of material is per lighting design completed utilizing existing poles and existing pole locations.	
12	XARL-FT-HO-CW-UE-COLOR LSI Industries LED Courtblade Tennis Court Sports Lighting Fixtures.	0.00T
12	Tennis Court LED Fixtures Extension mounting arms.	0.00T
6	Twin Pole Top Hubs that would slide over the existing poles. We are assuming the existing poles are 4 Inch Outside Diameter and Open at the top.	0.00T
	Freight Included to jobsite. Unloading and installation provided by City of College Park.	
	Voltage to be verified	
	Fixture Color Temperature is 5000K	
	Color of fixture and extension arm to be same color as pole(black, dark bronze, etc)	
	Lump Sum Sale	16,860.00T
	Sales Tax Not Included	0.00

Prices valid 60 Days from Quote Date

Terms: Net due 30 days from date of invoice

<b>Total</b>	<b>\$16,860.00</b>
--------------	--------------------

Phone #
704-587-6692

Fax #
704-587-3318





High-Performance LED Sports Lighting



CourtBlade (XARL)  
LED Sports Lighting



CourtBlade  
(XARL)  
LED Sports  
Lighting

## High Performance Sports Lighting Experience, Service and Innovation

With more than 35 years experience, focused exclusively on sports lighting, LSI Industries is recognized as one of the most experienced, respected and customer driven sports lighting suppliers in the industry.

As a result of highly personalized service, we can offer a complete line of innovative, high-performance, energy-efficient lighting solutions for indoor/outdoor tennis courts and other selected specialty sports applications. LSI Industries delivers the best lighting consultation expertise. We offer the right lighting solution for your sports venue to satisfy the player, spectator, community and environmental requirements.



## LSI CourtBlade (XARL) LED Sports Lighting features

LSI's CourtBlade LED sports light is a game changer for court lighting applications. The low profile CourtBlade utilizes high performance LEDs and precise optics to produce superior levels of illumination and uniformity. Compared with typical HID court lighting systems, the energy load is reduced by 50%.

- High Performance, Full Cutoff LED
- Aerodynamic, Low-Profile Shape
- 50% Energy Reduction vs. 1000W Metal Halide
- 60,000 - 100,000 Hr Expected Life
- Direct Retrofit Mounting of LSI Courtsider® and Aerosystem® fixtures
- Matching Poles & Brackets Available
- Lightweight for Easy Installation (55 lbs.)
- Consistent lumen output over fixture life
- Instant On and Dimmable
- Optional wireless control available
- 5-Year Warranty
- Surge protection built-in
- Photometric Testing (3rd Party Tested)
- Glass lens over LED nodes vs Acrylic



### Micro-Louver Optical System




The CourtBlade fixture's innovative Micro-Louver optical system provides a controlled forward throw distribution with sharp backside cutoff.

The 3D product illustration (above) shows an enlarged section of 15 of the 266 total mid-power LED chips of the optical system. The system also contains a secondary highly specular anodized aluminum reflector for each LED, and a clear flat glass lens. The reflector projects light forward and laterally to illuminate the court surface and the vertical ball travel area above the court.

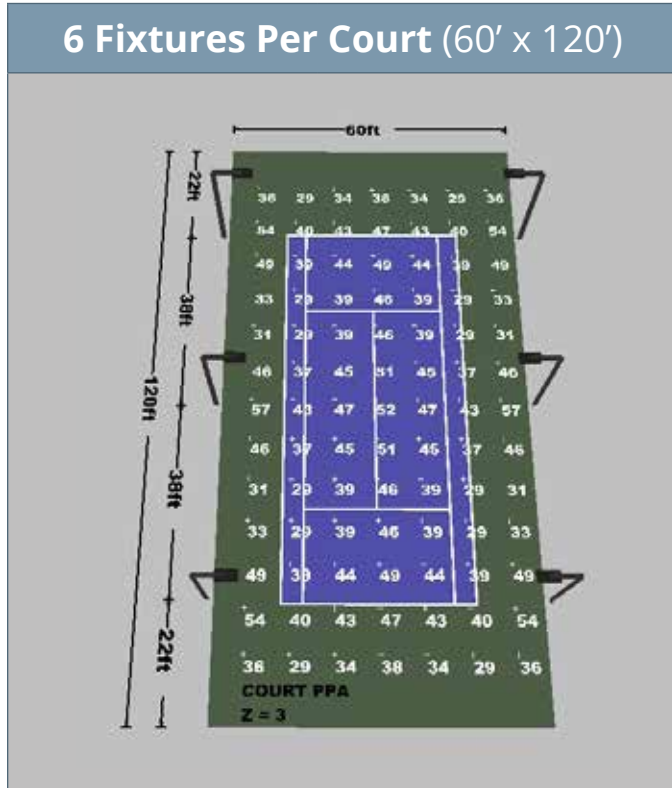
The reflector design also reduces direct glare from the fixture at normal viewing angles. The photometric performance is verified by a third party, independent testing laboratory (ITL Boulder).



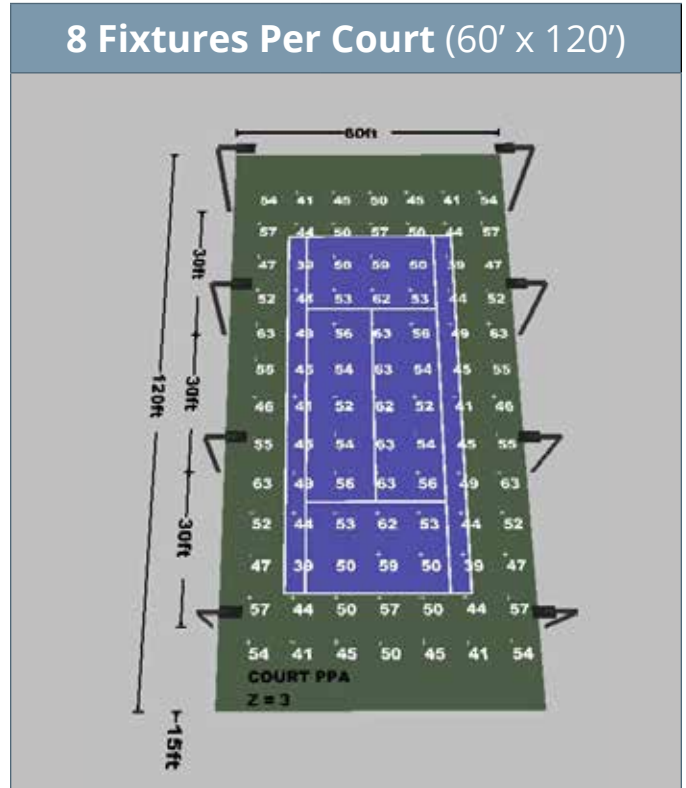


Sun City Festival  
Pickleball Club  
Buckeye, AZ

# Standard Layouts



• 528 Watts	• 22' Mounting Height
• 58,977 Initial Lumens	• 0.9 Light Loss Factor (LLF)
Primary Playing Area (PPA) - 48' x 98'	
Average Maintained - 40.48 @ 3' above grade	
PPA Max : Min - 1.97	
PPA Coefficient of Variation (CV) - 0.19	
PPA Uniformity Gradient (UG) - 1.50	



• 528 Watts	• 22' Mounting Height
• 58,977 Initial Lumens	• 0.9 Light Loss Factor (LLF)
Primary Playing Area (PPA) - 48' x 98'	
Average Maintained - 50.99 @ 3' above grade	
PPA Max : Min - 1.62	
PPA Coefficient of Variation (CV) - 0.13	
PPA Uniformity Gradient (UG) - 1.32	

## Configurations



### LED Create-A-Court Configurator

Use the design configurator to locate the appropriate LED lighting design(s) for your court application based upon the selection of design parameters. The lighting design(s) are offered in the PDF file format for easy web viewing, transfer and printability. To access the Create-A-Court configurator, please scan the QR Code or visit:



[www.lsi-industries.com/products/create-a-court-configurator.aspx](http://www.lsi-industries.com/products/create-a-court-configurator.aspx)

# LSI CourtBlade (XARL) Specifications



## DOE LIGHTING FACTS

Department of Energy has verified representative product test data and results in accordance with its Lighting Facts Program.

Visit [www.lightingfacts.com](http://www.lightingfacts.com) for specific catalog strings.

LIGHT OUTPUT - XARL			
		Lumens (Nominal) Type FT	Watts (Nominal)
Cool White	HO	58977 <sup>1</sup>	528
Neutral White	HO	56960 <sup>2</sup>	528

LED Chips are frequently updated therefore values may increase.

1 - Verified by ITL Report ITL 86921  
(Available upon request)

2 - Verified by ITL Report ITL 86920  
(Available upon request)

- **SMARTTEC™** – LSI drivers feature integral sensor which reduces drive current, when ambient temperatures exceed rated temperature.
- **ENERGY SAVING CONTROL OPTION** – DIM - 0-10 volt dimming enabled with controls by others.
- **EXPECTED LIFE** – Minimum 60,000 hours to 100,000 hours depending upon the ambient temperature of the installation location. See LSI web site for specific guidance.
- **LEDS** – Select high-brightness LEDs in Cool White (5000K), or Neutral White (4000K) color temperature, 70 CRI.
- **DISTRIBUTION/PERFORMANCE** – High performance, multi-faceted, reflector provides uniform Forward Throw (FT) distribution with sharp backlight cutoff. Photometric data is tested in accordance with IESNA guidelines
- **HOUSING** – One-piece, die-formed aluminum housing contains factory prewired driver in a gasketed, weather-resistant wiring compartment. Hinged wiring access door (with safety lanyard) located underneath. Fixture is IP65 rated.
- **OPTICAL UNIT** – Clear tempered optical-grade flat glass lens permanently sealed to weathertight aluminum optic frame (includes pressure-stabilizing breather).
- **MOUNTING** – The fixture is furnished with installed stainless steel, threaded mounting studs protruding from the rear of the housing. Stainless steel nuts and washers used to secure the fixture to the bracket are also included.
- **ELECTRICAL** – Two-stage surge protection (including separate surge protection built into electronic driver) meets IEEE C62.41.2-2002, Location Category C. Available with universal voltage power supply 120-277VAC (50/60Hz input) and 347-480 VAC.
- **DRIVER** – Available in HO (High Output) drive current. Components are fully encased in potting material for moisture resistance. Driver complies with FCC standards. Driver and key electronic components can be easily accessed.
- **OPERATING TEMPERATURE** – -40°C to +50°C (-40°F to +122°F)
- **FINISH** – Fixtures are finished with LSI's DuraGrip® polyester powder coat finishing process. The DuraGrip finish withstands extreme weather changes without cracking or peeling.
- **WARRANTY** – LSI LED fixtures carry a limited 5-year warranty.
- **PHOTOMETRICS** – Please visit our web site at [www.lsi-industries.com](http://www.lsi-industries.com) for detailed photometric data.
- **SHIPPING WEIGHT** – 55 lbs./24.9Kg (in carton)
- **LISTING** – UL listed to US and international safety standards. Suitable for wet locations

US patent D726,947 7,828,456 8,002,428 8,177,386 8,434,893 8,567,983 and US & Int'l. patents pending.


## Finishes



Black




Green



Bronze



Platinum  
Plus



White



Graphite



Metallic  
Silver

All LED CourtBlade (XARL) components are finished with DuraGrip®, Courtsider Sports Lighting's revolutionary, superior, baked-on powder finishing process that produces an exceptionally attractive appearance. DuraGrip polyester finish withstands extreme weather changes without cracking or peeling. Finish is guaranteed for a full five years.

# Ordering Information

Prefix	Distribution	Light Source	Drive Current	Color Temperature	Input Voltage	Finish	Options
<b>XARL</b>	<b>FT</b> Forward Throw	<b>LED</b>	<b>HO</b> High Output	<b>CW</b> Cool White (5000K) <b>NW</b> Neutral White (4000K)	<b>UE</b> Universal Voltage (120-277V) <b>347-480</b> Universal Voltage (347-480V)	<b>BLK</b> - Black <b>GRN</b> - Green <b>BRZ</b> - Bronze <b>PLP</b> - Platinum Plus <b>WHT</b> - White <b>GPT</b> - Graphite <b>MSV</b> - Metallic Silver	<b>DIM</b> 0-10V Dimming (from External Signal)

Typical Order Example: **XARL FT LED HO CW UE WHT**

Luminaire EPA Chart XARL (fixture & bracket)		
	Single	1.2
	D180°	2.4
	D70°	1.8
	Q90°	4.3

**NOTE:** House Side Shield adds to fixture EPA. Consult Factory.

Accessory Ordering Information	
Description	Order Number
<b>XLCL-FT-HSS RM</b> - External House Side Shield (Black only - rear mounted)	610098BLK <sup>1</sup>
<b>FK120</b> - Single Fusing (120V)	FK120 <sup>2</sup>
<b>FK277</b> - Single Fusing (277V)	FK277 <sup>2</sup>
<b>DFK208,240</b> - Double Fusing (208V, 240V)	DFK208,240 <sup>2</sup>
<b>DFK480</b> Double Fusing (480V)	DFK480 <sup>2</sup>
<b>FK347</b> Single Fusing (347V)	FK347 <sup>2</sup>

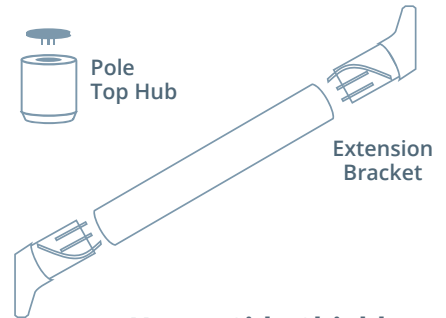
Accessories are field installed.

Electrical Requirements	
120V	4.6 amps
208V	2.6 amps
240V	2.3 amps
277V	2.0 amps
347V	1.6 amps
480V	1.2 amps

Bracket Ordering Information				
Bracket Designation	Bracket Type	Bracket Configuration	Length	Bracket Finish
<b>BRKT</b> - Extension Bracket <sup>3</sup>	<b>BO</b> - Bolt On	<b>S</b> - Single	38"	<b>BLK</b> - Black <b>BRZ</b> - Bronze <b>GPT</b> - Graphite <b>MSV</b> - Metallic Silver <b>PLP</b> - Platinum Plus <b>GRN</b> - Green <b>WHT</b> - White
<b>BRKT</b> - Pole Top Hub <sup>4,5</sup>	<b>4ESF</b> - External Slipfitter	<b>S</b> - Single <b>D180</b> - Double <b>D70</b> - Double <b>D90</b> - Double <b>Q90</b> - Quad <b>Q70</b> - Quad	*	

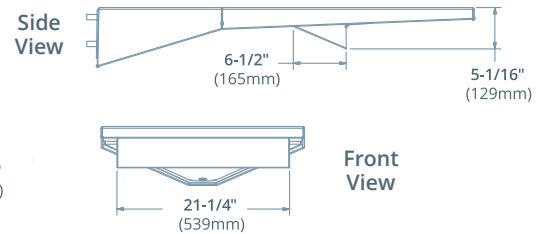
**FOOTNOTES:**

- 1 - House Side Shields add to fixture EPA. Consult factory.
- 2 - Fusing must be located in hand hole of pole.
- 3 - One extension bracket is required per fixture.
- 4 - Pole top hub will fit over 4" OD pole or 5" OD pole with 4" tenon.
- 5 - Cap is included with pole top hub.

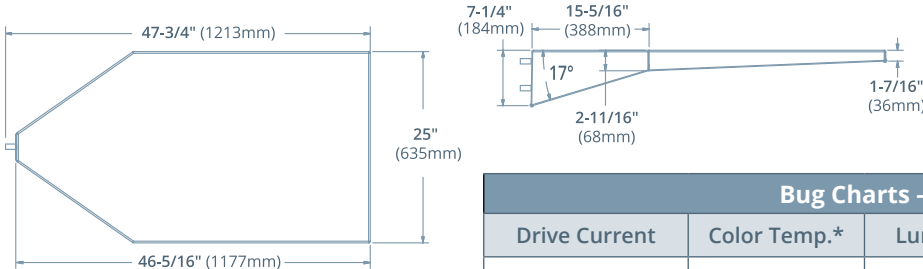


**House Side Shields**

Rear Mount (610098BLK)



**Dimensions**



Bug Charts - XARL- Type FT					
Drive Current	Color Temp.*	Lumens	Watts	LER	BUG Rating
<b>HO</b> High Output	<b>CW</b>	58,977	528	112	B5-U0-G4
	<b>NW</b>	56,960	528	108	B5-U0-G5

A proud member of **ASBA** (American Sports Builders Association) and **TIA** (Tennis Industry Association)



This product, or selected versions of this product, meet the standards listed below. Please consult factory for your specific requirements. Fixtures comply with ANSI C136.31-2010 American National Standard for Roadway Lighting Equipment - Luminaire Vibration 1.5G



## LSI Also Offers Specialized Lighting in Other Areas



### Indoor Court Lighting

Our indoor sports lighting products provide high performance and energy efficiency. LSI's SXS2 indoor indirect LED lighting system offers the perfect combination of low energy consumption and high light output along with low maintenance and a long life. We have completed projects for a number of universities, municipalities, country clubs, and more.



### Other Specialty Sports

Along with tennis, LSI Sports Lighting have experience in designing lighting systems for other outdoor activities, including basketball courts, volleyball courts, and skate parks. In the past, we have provided lighting systems for universities, recreation centers, municipalities, and private residences. With multiple fixtures to choose from, LSI can recommend the right product for your project.





file:///G:/Parks%20&%20Pavillions/Barrett%20Park/CourtBlade%20LSI%20Industries\_files/1576009358-xarl-768x768.jpg

